

# NVAP Speaker #1

Speak Slowly & pause at the periods so people can think saying.

The Heritage Foundation analyzed the election laws in all 50 states and ranked them for the quality of election laws. The top 10 states were almost all red states. The bottom ten were almost all blue. Nebraska was ranked next to New York, New Jersey California, Massachusetts, and Washington at 43<sup>rd</sup> – 7<sup>th</sup> from the bottom.

Heritage Foundation List Slide - Read each item on the list

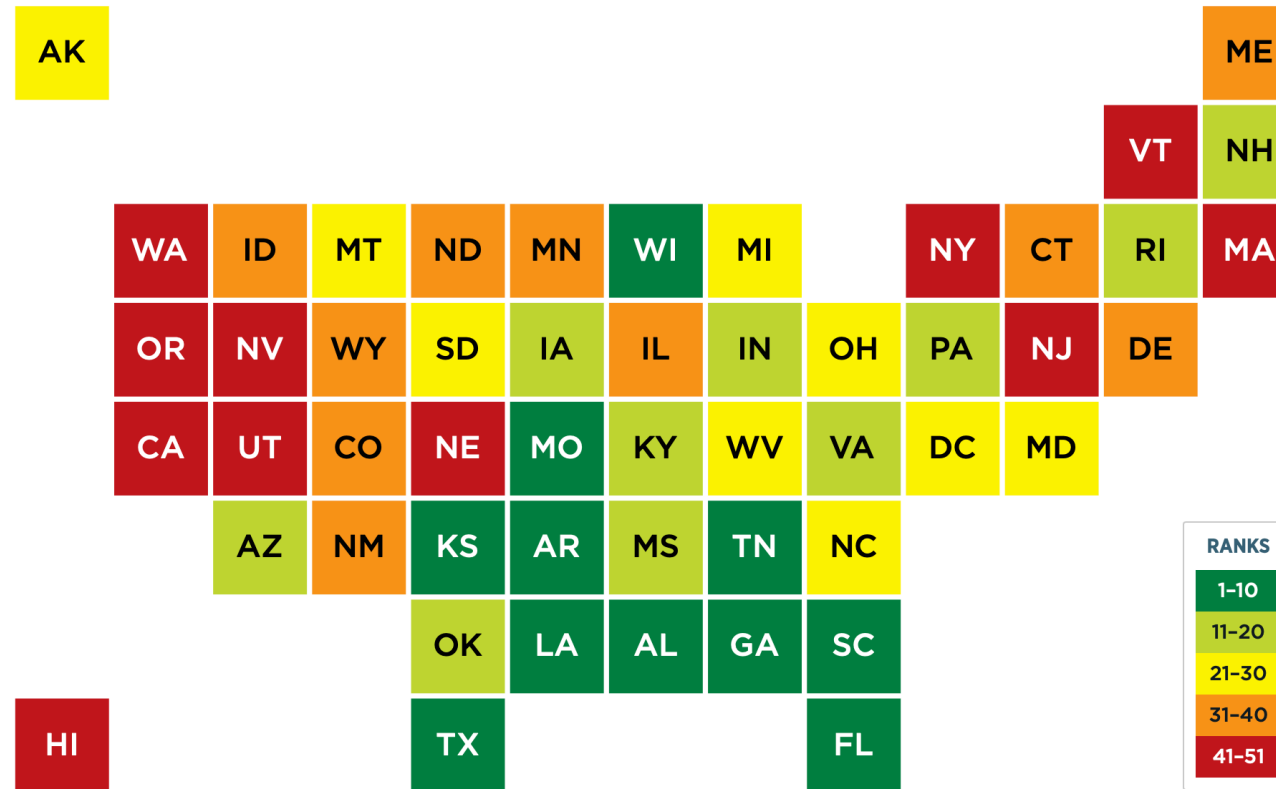
Here are our scores – ZERO for voter ID (even after we changed our Constitution, it's not required to vote in Nebraska). Vote harvesting is allowed in Nebraska, anyone can collect and return anyone else's ballot in Nebraska. Think about that.

We do not check to see if anyone is a citizen when they register. We simply ask if they are. Foreigners know that if you live in a place, you are a citizen, so they may mistakenly simply say “yes”. (Stop and let them think about this.)

There are no laws on the books on how you can formally complain about election issues. There are no restrictions for any one party to “donate funds or people” to support elections in Nebraska. In 2020, Mark Zuckerberg gave our County over \$400,000. The use of these funds was not clearly delineated. We are a mess here in Nebraska.



# Heritage Foundation Election Integrity Scorecard



*Nebraska – Among the Most Fraudulent – Bottom 10*



# Heritage Foundation Election Integrity Scorecard



## Nebraska

Score: 45 Rank: 43rd (tie)

CATEGORY	SCORE
Overall Score	45/100
[ + ] Voter ID Implementation	0/20
[ + ] Accuracy of Voter Registration Lists	19/30
[ + ] Absentee Ballot Management	14/21
[ + ] Vote Harvesting/ Trafficking Restrictions	0/4
[ + ] Access of Election Observers	3/3
[ + ] Verification of Citizenship	0/4
[ + ] Identification for Voter Assistance	2/3
[ + ] Vote Counting Practices	1/3
[ + ] Election Litigation Procedures	0/3
[ + ] Restriction of Same-day Registration	3/3
[ + ] Restriction of Automatic Registration	3/3
[ + ] Restriction of Private Funding of Election Officials or Government Agencies	0/3

*Nebraska – Among the Most Fraudulent – Bottom 10*

## NVAP Speaker #2 Speak Slowly & pause at the periods so people can think saying.

Across the United States, we've found that the worst elections are the ones where the most people are registered. In this chart, all 50 states for the 2020 election and the average of all 50 states from 2000 to 2020 are included. At the bottom, is the ruler that measures the percentage of the population, over 18 that are registered to vote.

The ruler on the left measures the percentage of the population over 18 that voted. The green arrow points to the green dot that is Nebraska. In 2020, 84% of our eligible population was registered way above the 65% registered we had in 2016, four year earlier.

If you look carefully to the dots on the right of the chart, you'll see that in 7 States, there are more registered voters than there are eligible voters by up to 105%. Think about that for a second. This allows people who have either moved away or died to vote, or with mail in votes, it allows anyone to vote for them.

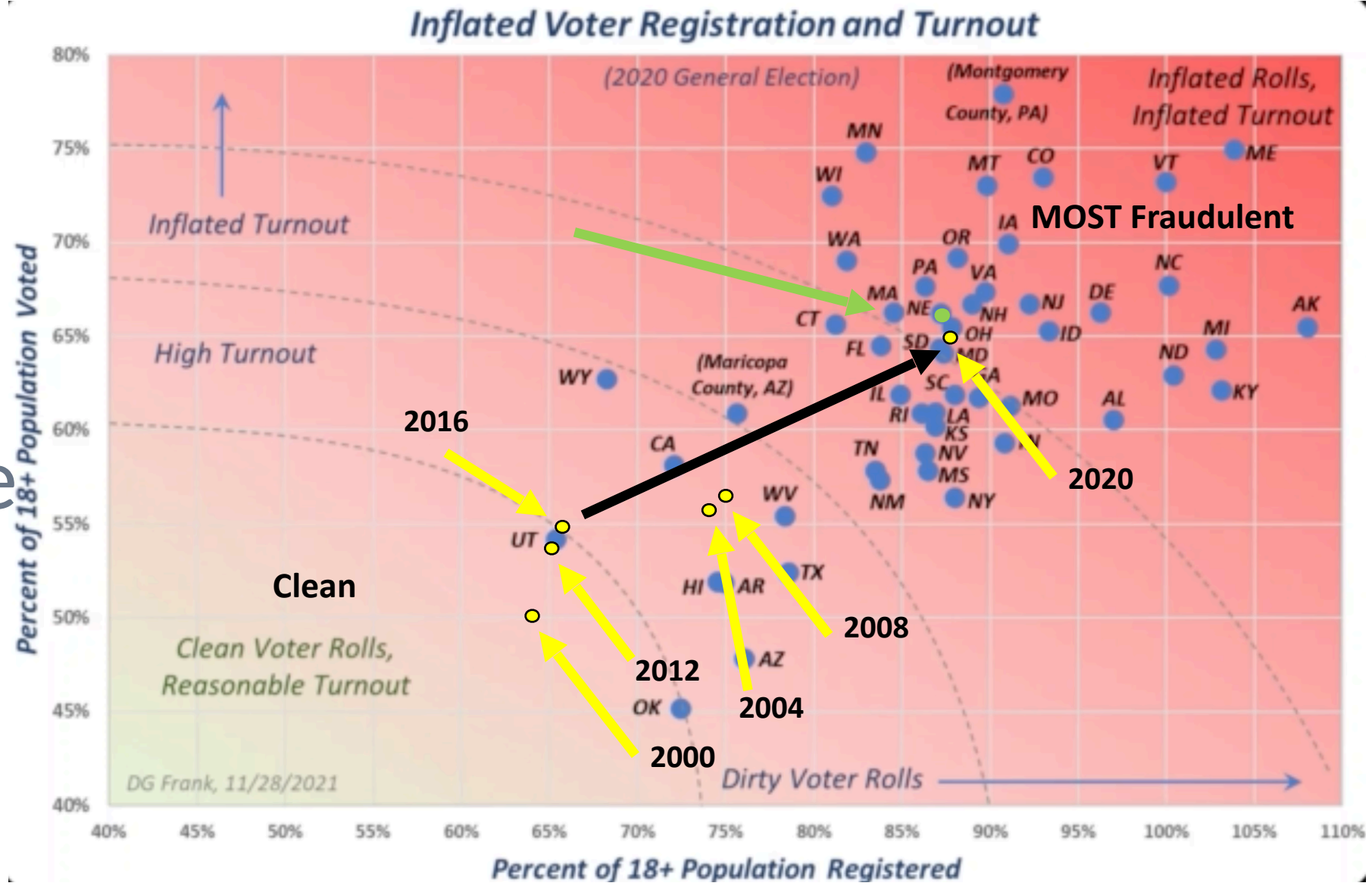
There was a time, back in 2000, where States kept their voter rolls cleaned up removing the dead and moved voters. Also, since 2020, in other States, they have carefully analyzed the voter rolls and they have seen people "double registered". Registered as their correct name and address and then also registered with a slightly different name and a fake address.

This has turned into a total train wreck with the use of computers and databases by the "bad guys".

You can see the trend here from 2000 to 2020 – pure fraud growing on all fronts.



More Registered Voters, More Voters, How Bad?



Nebraska – Among the Most Fraudulent

## NVAP Speaker #3 Speak Slowly & pause at the periods so people can think saying.

4001

Think there was no cheating in 2020 in Nebraska? Here's a simple question, how many ballots were counted in Lancaster County and how many people were identified in the Secretary of States records as voting in Lancaster County?

On the County website, they reported that there were more than 200 more ballots counted in Lancaster County than the Secretary of State has listed as the names of people that voted in Lancaster County. This is plain old fashioned ballot box stuffing.

In the whole state, we found there were 4,001 more ballots than there were voters. When this was brought up to the Secretary of State in 2021, why didn't anyone look into this?

---

Trump/Biden Totals

This is the data from Edison. Edison is the company that distributes the data they get from ScytI to the news services. This is what you see at the bottom of your TV screen on Election night. ScytI gives Edison the same data they send to the company that provides the counted votes to the Secretary of State of Nebraska.

ScytI gets the raw data from the machine data that is sent by each county to the Secretary of State. ScytI organizes the Data and sends it to both Edison and the company that provides it to the Secretary of State.



# Ballot Box Stuffing

Not Enough Voters, for the Votes?

## Nebraska Registrants and Voters



But WAIT! – It gets even worse

## NVAP Speaker #3 Speak Slowly & pause at the periods so people can think saying.

Cont'd

These are the election results from the 2020 Presidential election. The red line of dots are the reports on Trump votes. The blue line of dots are reports on Biden votes. The green is the total of the two.

Notice that around 7% of the vote was for people other than Trump or Biden. The “bumps” on both lines and the big green drop are not accidents. The green drop happened in every state in the election. Sometime in their counting, they officially reported zero ballots for both Trump and Biden.

The weird part is that right after Trump jumped way higher than Biden. The second “little bump” in the red and blue lines, Biden went up slightly more than Trump.

We believe that this is a system upset where they are trying to get to their intended result. Clearly this is being manipulated in Nebraska.

---

On the night of the 2020 election, Texas and Florida were done counting by 11:30pm. The previous chart of Nebraska Presidential results equally spaces each reporting of votes. They were not equal time apart. This chart shows each day in a different color..

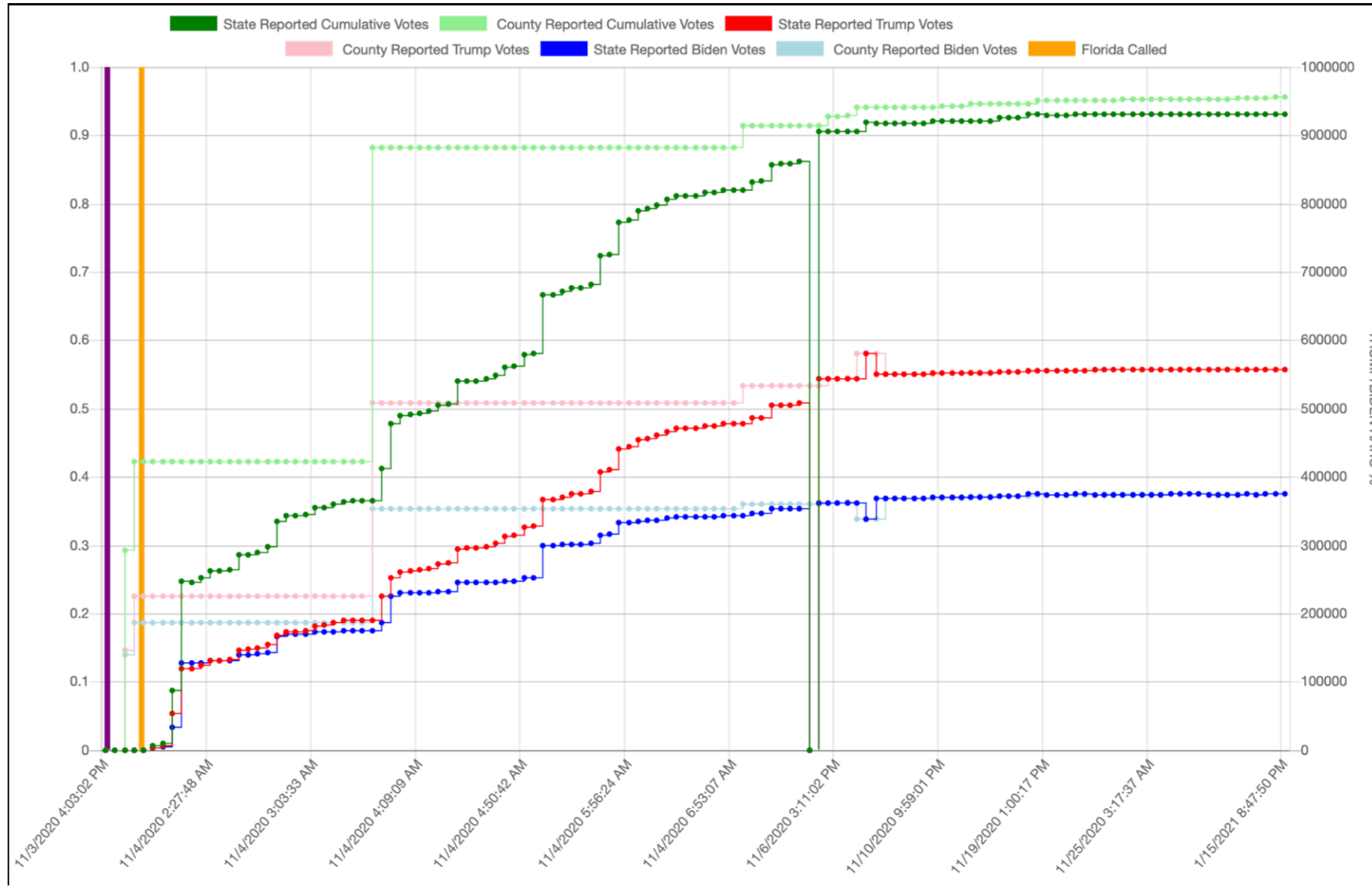
In Nebraska, we did not get to 90% counted until the 3<sup>rd</sup> day and we weren't done reporting changes for 2 and ½ months. So much for using computers....





# County and State Reporting

## NEBRASKA - Comparison of County Reporting to State Reporting - 2020 Election

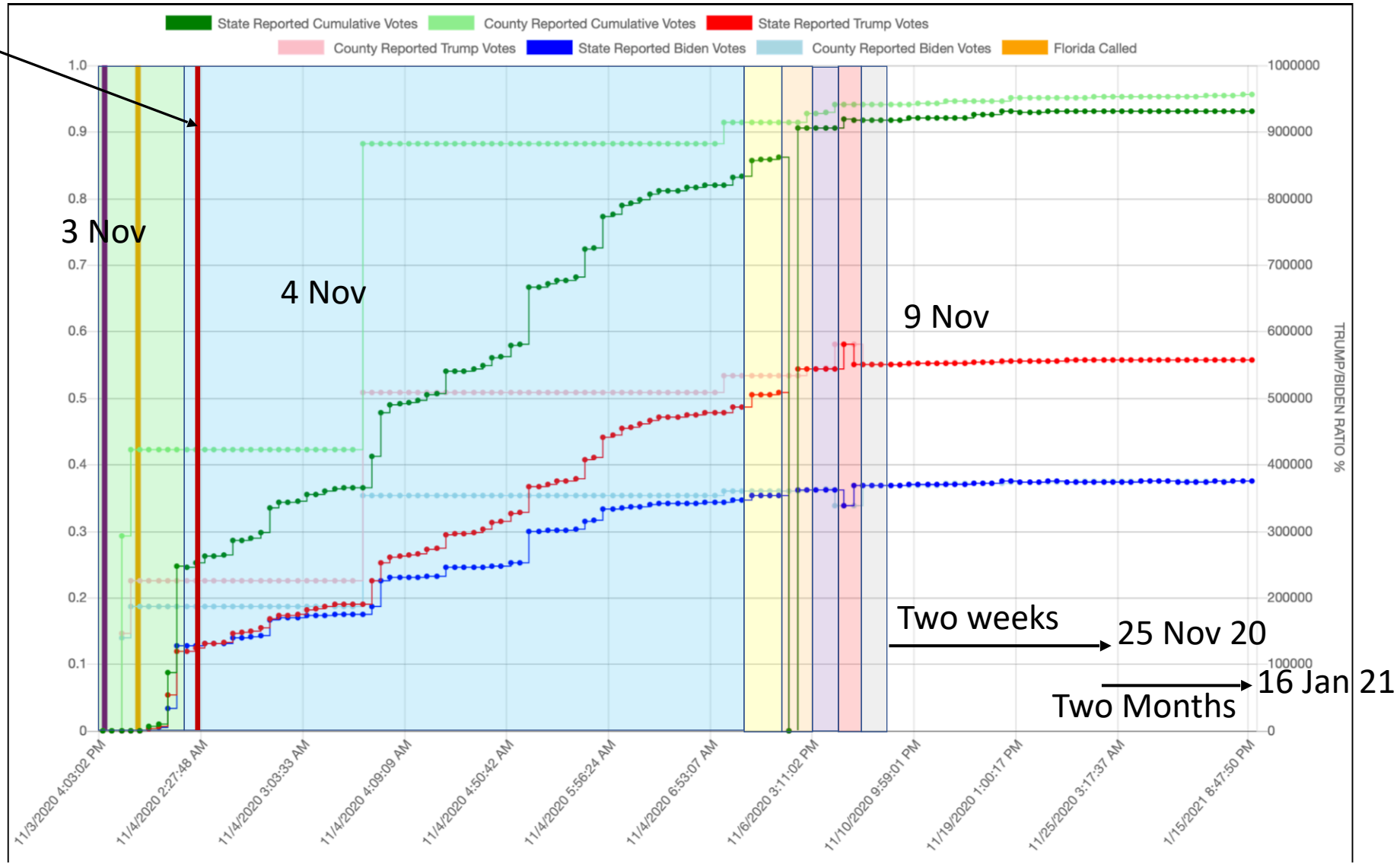




# County and State Reporting

## NEBRASKA - Comparison of County Reporting to State Reporting - 2020 Election

Automated  
Machines  
should have been  
done!



## NVAP Speaker #4 Speak Slowly & pause at the periods so people can think saying.

This top line is what it's like for a normal election. If you ratio the votes, that is divide the number of votes by one person by the number of the votes for the second place person, it doesn't take long and the result becomes obvious. As the crowd has decided at a particular ratio who they plan to vote for.

Legitimate elections, the ratio line is flat. ALWAYS. It is always flat. In illegitimate elections, they try to bias for their favorite at the beginning and then let the natural vote that doesn't believe the same slowly trend the vote to the expected result.

Illegitimate election results ALWAYS slope.

(Wait for a pause)

I wonder what Nebraska elections look like? (Pause) Flat or sloped? (Pause) Let's take the red and green votes you saw in the previous presentation for Trump and Biden in Nebraska. Let's ratio the two, we'll use those exact results and let's look at what we get....

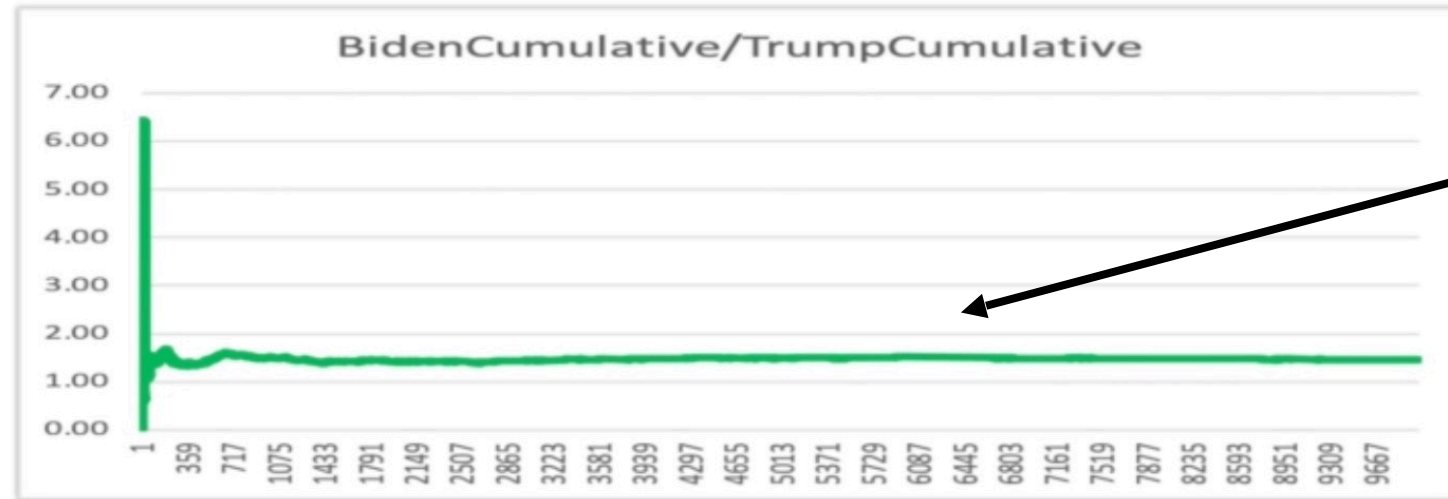
For Nebraskans, this is depressing... the results slope. We were duped by our Election Officials who were duped by cheaters.

We had big time cheating here in Nebraska. (Wait 10 seconds) Can you believe this?



# Vote Reporting Ratio of Trump/Biden

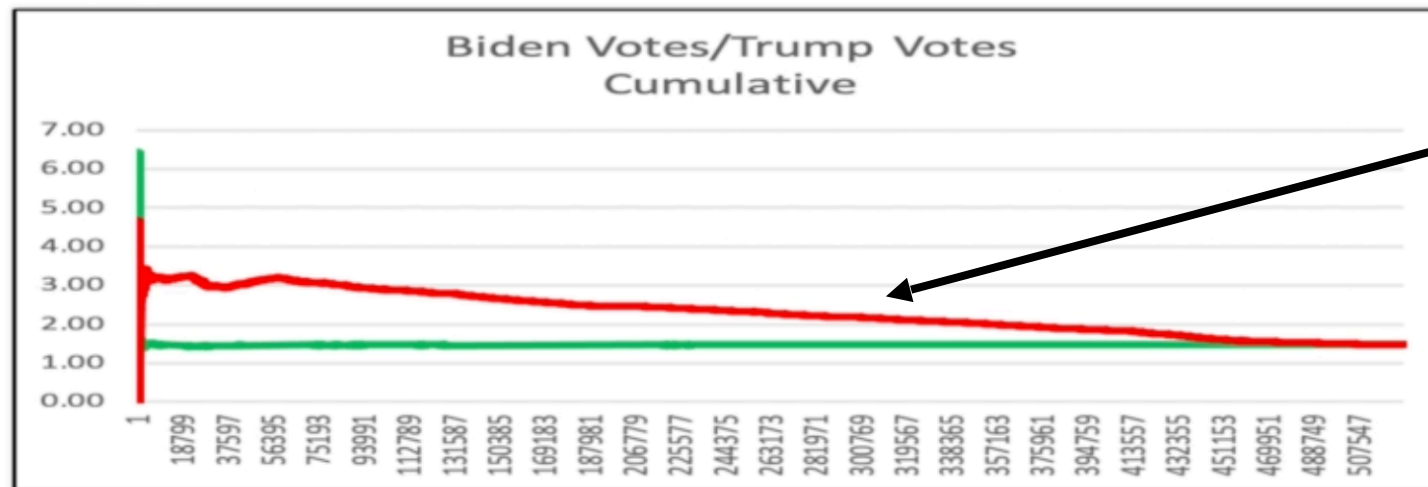
Legal Vote as votes are counted goes quickly to final win/loss ratio



© 2021 Walter C. Daugherty

Normal Legal Vote - flat ratio line

Illegal Vote slopes to the final vote as votes are added due to the algorithm telling the vote stuffers how much to add



© 2021 Walter C. Daugherty

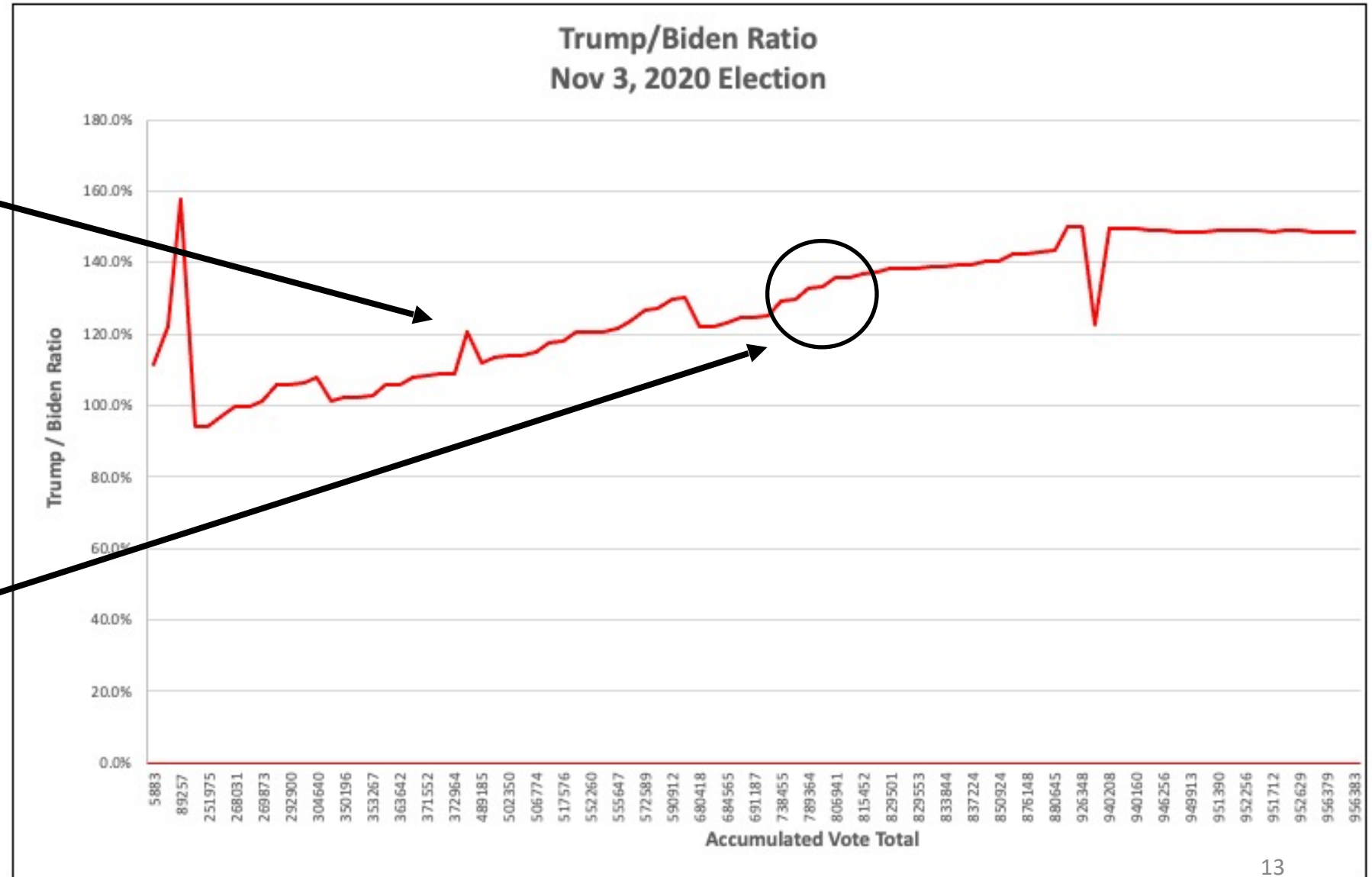
Totally Illegal Vote - constant sloping ratio line. Votes grow increasingly for one candidate



# Nebraska ACTUAL Votes - 2020


**Totally Illegal Vote** - sloping ratio line with algorithm trying to change "ratio" constantly

Nebraska 2020 votes reported by the SOS for Trump/ Biden - Notice the slope this means larger and larger votes for Trump have to occur each time to reach the "Target Ratio"





# Did you Know?



**Strategy #1** - Don't cheat in the Big Races, everyone will know. Get people famous locally by cheating to win at School Boards, Utility Districts, City Councils, County Commissions, Mayors and County Clerks. People aren't as surprised with local races that show up anomalous. Just cheat with one person per legislative unit per year, in 5 or 6 elections, you're in charge.

**Strategy #2** - Once the winners are famous from lower positions, they can run and win for the bigger positions.

*This is why we have Pornography in our Schools in Remote Districts, not just in Big Cities!*



# Lancaster County Election Integrity May, 2023

- ✓ Lancaster County had a record 46% voter turnout in 2023
- ✓ The 2021 Lancaster County election was a 29% turnout, a 57% increase, even though there were 4,000 less registered voters
- ✓ There are more Registered Republicans than there are Registered Democrats In Lancaster County
- ✓ This year local Republicans had over 31% more ballots turned in than in 2019
- ✓ On Election Day, Republican voter turnout from 2019 to 2023 grew by 22.8%



# Lancaster County Election Integrity May, 2023

- ✓ Democrat voting on Election Day fell by 6%
- ✓ The number of Democrat mail- in ballots increased 107% in 2 years
- ✓ The number of early votes for Democrats increased by 107% in one mayoral election cycle (2019 to 2023)

Where did all the Mail-In Extra ballots come from?





# Did you Know?

- ✓ Lancaster County in 2020 also had an Election with Extraordinary issues.  
This Occurred where our Governor, AG and Secretary of State live and work daily and
- ✓ NO ONE TALKED ABOUT THIS ELECTION OR THE 2023 ELECTION
- ✓ These people in power have a huge effect on ALL of the Counties and seem to have blocked the County Election Commissioner from Investigating any of these Issues or even sharing data with the groups that were investigating them.